

Project Title: **UVA Course Evaluation Spring 2020**

Course Audience: **115**

Responses Received: **54**

Response Ratio: **46.96%**

Report Comments

Final Report

Course Questions:

Scale: 1 = Strongly Disagree 2 = Disagree 3 = Neutral 4 = Agree 5 = Strongly Agree

1. I had access to the course materials I needed to effectively learn remotely, including access to required textbooks, course readings, technology tools, and other materials required for class assignments and projects.
2. The shift to remote instruction made learning course content and/or skills more challenging.
3. I put forth more effort to engage in this course after the shift to remote instruction.
4. My life situation made it challenging to effectively learn remotely.
5. Comment on your experience, both the opportunities and challenges, in shifting to remote instruction in this course.

Instructor Questions:

Scale: 1 = Strongly Disagree 2 = Disagree 3 = Neutral 4 = Agree 5 = Strongly Agree

1. The instructor clearly communicated course changes during the transition to remote instruction.
2. The instructor implemented learning activities and assignments that allowed me to demonstrate understanding of the course material.
3. The instructor provided me useful and timely feedback on my learning.
4. The instructor was available to help support my learning.
5. The instructor created an environment that respected differences and diverse perspectives.
6. The instructor made all students feel welcome.
7. Overall, the instructor was an effective teacher.
8. What constructive suggestions do you have to help the instructor improve this course for future students?

Impact Questions:

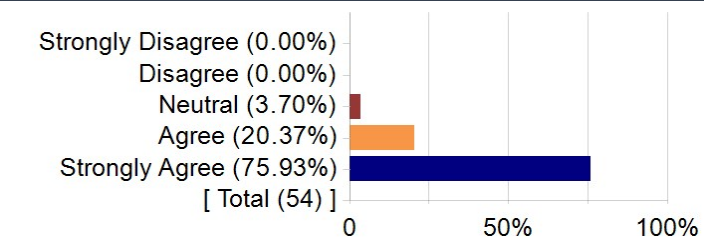
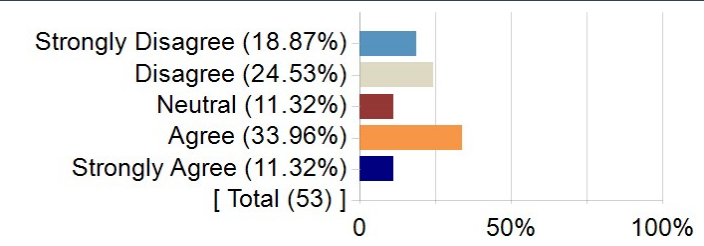
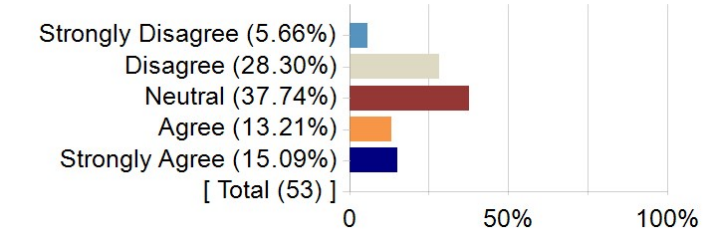
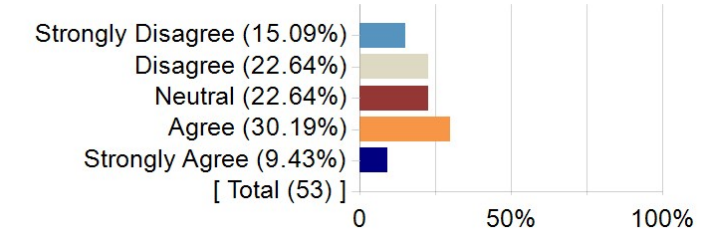
Scale: 1 = Negative Impact 2 = No Impact 3 = Positive Impact

1. In this course, what impact did the following have on your learning after Spring Break (once your classes stopped meeting in person):
 - Real-time lectures
 - Recorded Lectures
 - Real-time class whole-class discussions
 - Real-time small-group discussions
 - Online discussion boards
 - Recorded video demonstrations
 - Virtual office hours

Response Rate

Raters	student
Responded	54
Invited	115
Response Ratio	46.96%

Course Questions

1. I had access to the course materials I needed to effectively learn remotely, including access to required textbooks, course readings, technology tools, and other materials required for class assignments and projects.					2. The shift to remote instruction made learning course content and/or skills more challenging.																																																																																				
																																																																																									
<table><tr><th>Options</th><th>Score</th><th>Count</th><th>Percentage</th></tr><tr><td>Strongly Disagree</td><td>1</td><td>0</td><td>0.00%</td></tr><tr><td>Disagree</td><td>2</td><td>0</td><td>0.00%</td></tr><tr><td>Neutral</td><td>3</td><td>2</td><td>3.70%</td></tr><tr><td>Agree</td><td>4</td><td>11</td><td>20.37%</td></tr><tr><td>Strongly Agree</td><td>5</td><td>41</td><td>75.93%</td></tr><tr><td colspan="3">Statistics</td><td>Value</td></tr><tr><td>Mean</td><td></td><td></td><td>4.72</td></tr><tr><td>Median</td><td></td><td></td><td>5.00</td></tr><tr><td>Standard Deviation</td><td></td><td></td><td>0.53</td></tr></table>					Options	Score	Count	Percentage	Strongly Disagree	1	0	0.00%	Disagree	2	0	0.00%	Neutral	3	2	3.70%	Agree	4	11	20.37%	Strongly Agree	5	41	75.93%	Statistics			Value	Mean			4.72	Median			5.00	Standard Deviation			0.53	<table><tr><th>Options</th><th>Score</th><th>Count</th><th>Percentage</th></tr><tr><td>Strongly Disagree</td><td>1</td><td>10</td><td>18.87%</td></tr><tr><td>Disagree</td><td>2</td><td>13</td><td>24.53%</td></tr><tr><td>Neutral</td><td>3</td><td>6</td><td>11.32%</td></tr><tr><td>Agree</td><td>4</td><td>18</td><td>33.96%</td></tr><tr><td>Strongly Agree</td><td>5</td><td>6</td><td>11.32%</td></tr><tr><td colspan="3">Statistics</td><td>Value</td></tr><tr><td>Mean</td><td></td><td></td><td>2.94</td></tr><tr><td>Median</td><td></td><td></td><td>3.00</td></tr><tr><td>Standard Deviation</td><td></td><td></td><td>1.35</td></tr></table>					Options	Score	Count	Percentage	Strongly Disagree	1	10	18.87%	Disagree	2	13	24.53%	Neutral	3	6	11.32%	Agree	4	18	33.96%	Strongly Agree	5	6	11.32%	Statistics			Value	Mean			2.94	Median			3.00	Standard Deviation			1.35
Options	Score	Count	Percentage																																																																																						
Strongly Disagree	1	0	0.00%																																																																																						
Disagree	2	0	0.00%																																																																																						
Neutral	3	2	3.70%																																																																																						
Agree	4	11	20.37%																																																																																						
Strongly Agree	5	41	75.93%																																																																																						
Statistics			Value																																																																																						
Mean			4.72																																																																																						
Median			5.00																																																																																						
Standard Deviation			0.53																																																																																						
Options	Score	Count	Percentage																																																																																						
Strongly Disagree	1	10	18.87%																																																																																						
Disagree	2	13	24.53%																																																																																						
Neutral	3	6	11.32%																																																																																						
Agree	4	18	33.96%																																																																																						
Strongly Agree	5	6	11.32%																																																																																						
Statistics			Value																																																																																						
Mean			2.94																																																																																						
Median			3.00																																																																																						
Standard Deviation			1.35																																																																																						
3. I put forth more effort to engage in this course after the shift to remote instruction.					4. My life situation made it challenging to effectively learn remotely.																																																																																				
																																																																																									
<table><tr><th>Options</th><th>Score</th><th>Count</th><th>Percentage</th></tr><tr><td>Strongly Disagree</td><td>1</td><td>3</td><td>5.66%</td></tr><tr><td>Disagree</td><td>2</td><td>15</td><td>28.30%</td></tr><tr><td>Neutral</td><td>3</td><td>20</td><td>37.74%</td></tr><tr><td>Agree</td><td>4</td><td>7</td><td>13.21%</td></tr><tr><td>Strongly Agree</td><td>5</td><td>8</td><td>15.09%</td></tr><tr><td colspan="3">Statistics</td><td>Value</td></tr><tr><td>Mean</td><td></td><td></td><td>3.04</td></tr><tr><td>Median</td><td></td><td></td><td>3.00</td></tr><tr><td>Standard Deviation</td><td></td><td></td><td>1.13</td></tr></table>					Options	Score	Count	Percentage	Strongly Disagree	1	3	5.66%	Disagree	2	15	28.30%	Neutral	3	20	37.74%	Agree	4	7	13.21%	Strongly Agree	5	8	15.09%	Statistics			Value	Mean			3.04	Median			3.00	Standard Deviation			1.13	<table><tr><th>Options</th><th>Score</th><th>Count</th><th>Percentage</th></tr><tr><td>Strongly Disagree</td><td>1</td><td>8</td><td>15.09%</td></tr><tr><td>Disagree</td><td>2</td><td>12</td><td>22.64%</td></tr><tr><td>Neutral</td><td>3</td><td>12</td><td>22.64%</td></tr><tr><td>Agree</td><td>4</td><td>16</td><td>30.19%</td></tr><tr><td>Strongly Agree</td><td>5</td><td>5</td><td>9.43%</td></tr><tr><td colspan="3">Statistics</td><td>Value</td></tr><tr><td>Mean</td><td></td><td></td><td>2.96</td></tr><tr><td>Median</td><td></td><td></td><td>3.00</td></tr><tr><td>Standard Deviation</td><td></td><td></td><td>1.24</td></tr></table>					Options	Score	Count	Percentage	Strongly Disagree	1	8	15.09%	Disagree	2	12	22.64%	Neutral	3	12	22.64%	Agree	4	16	30.19%	Strongly Agree	5	5	9.43%	Statistics			Value	Mean			2.96	Median			3.00	Standard Deviation			1.24
Options	Score	Count	Percentage																																																																																						
Strongly Disagree	1	3	5.66%																																																																																						
Disagree	2	15	28.30%																																																																																						
Neutral	3	20	37.74%																																																																																						
Agree	4	7	13.21%																																																																																						
Strongly Agree	5	8	15.09%																																																																																						
Statistics			Value																																																																																						
Mean			3.04																																																																																						
Median			3.00																																																																																						
Standard Deviation			1.13																																																																																						
Options	Score	Count	Percentage																																																																																						
Strongly Disagree	1	8	15.09%																																																																																						
Disagree	2	12	22.64%																																																																																						
Neutral	3	12	22.64%																																																																																						
Agree	4	16	30.19%																																																																																						
Strongly Agree	5	5	9.43%																																																																																						
Statistics			Value																																																																																						
Mean			2.96																																																																																						
Median			3.00																																																																																						
Standard Deviation			1.24																																																																																						

Course

Mean values are displayed below.

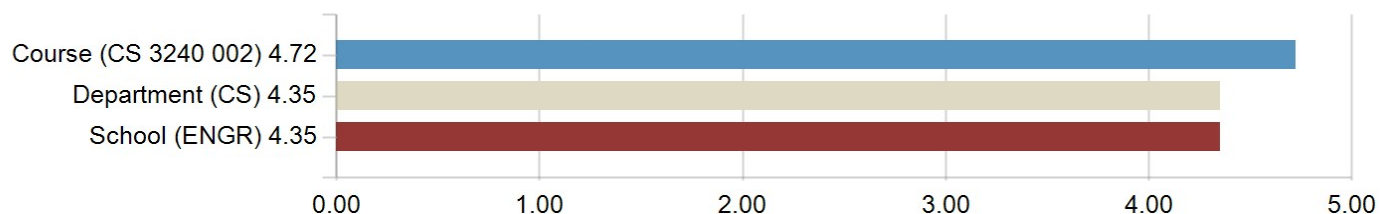
Scale 1 = Strongly Disagree 2 = Disagree 3 = Neutral 4 = Agree 5 = Strongly Agree

Course Questions

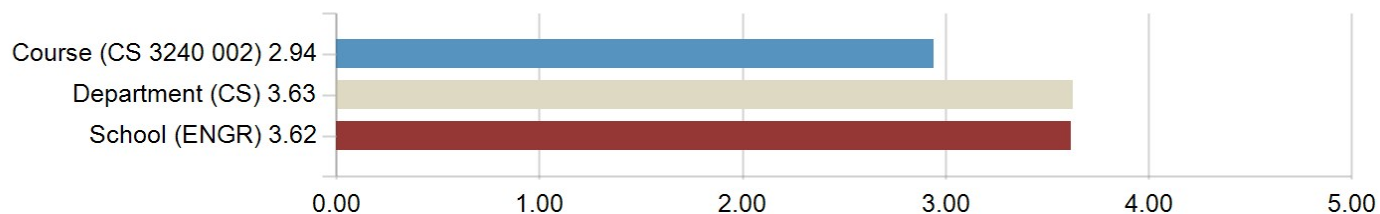
Question	Course (CS 3240 002)		Department (CS)		School (ENGR)	
	Response Count	Mean	Response Count	Mean	Response Count	Mean
I had access to the course materials I needed to effectively learn remotely, including access to required textbooks, course readings, technology tools, and other materials required for class assignments and projects.	54	4.72	4197	4.35	10572	4.35
The shift to remote instruction made learning course content and/or skills more challenging.	53	2.94	4221	3.63	10663	3.62
I put forth more effort to engage in this course after the shift to remote instruction.	53	3.04	4214	3.38	10647	3.38
My life situation made it challenging to effectively learn remotely.	53	2.96	4213	3.06	10631	2.99

Course Questions

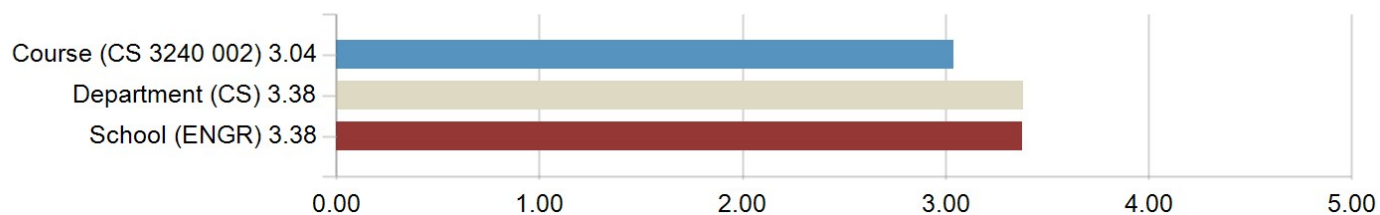
1. I had access to the course materials I needed to effectively learn remotely, including access to required textbooks, course readings, technology tools, and other materials required for class assignments and projects.



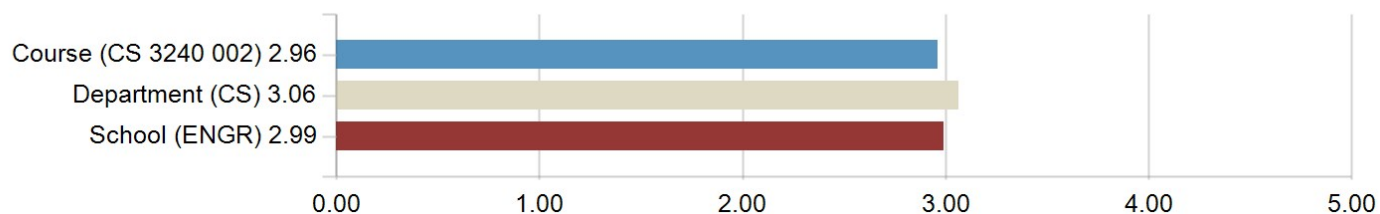
2. The shift to remote instruction made learning course content and/or skills more challenging.



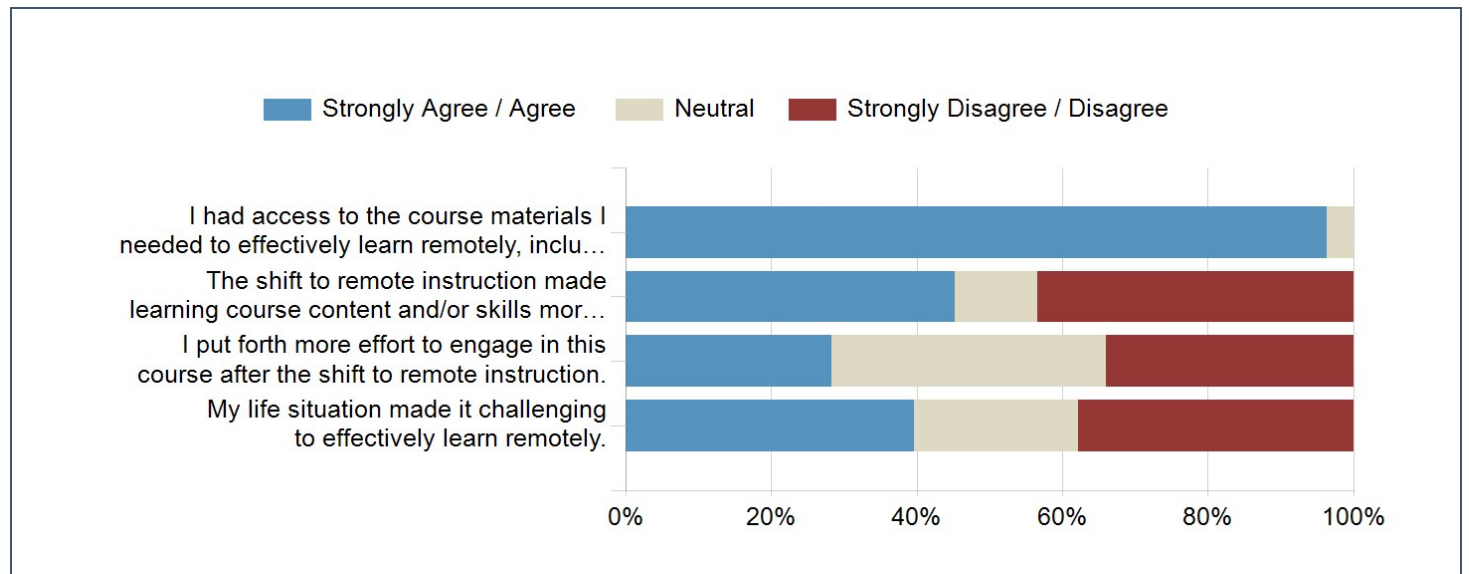
3. I put forth more effort to engage in this course after the shift to remote instruction.



4. My life situation made it challenging to effectively learn remotely.



Course Questions

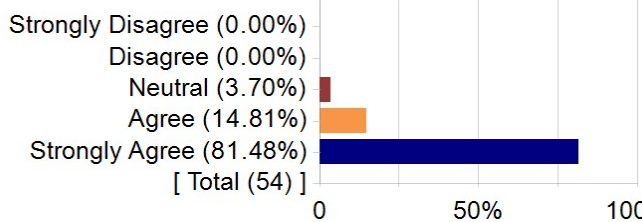
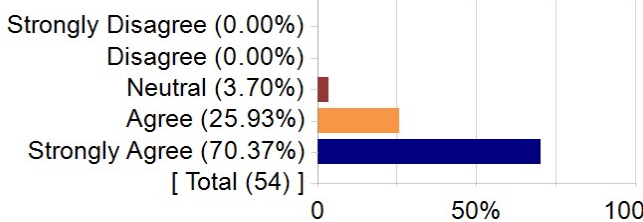
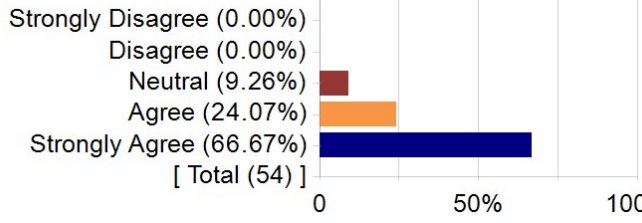
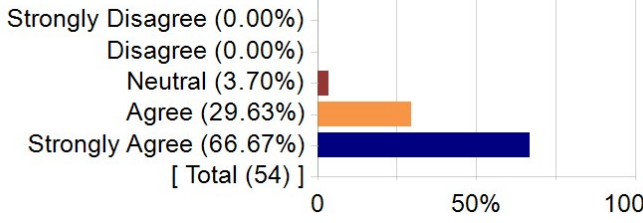


Instructor

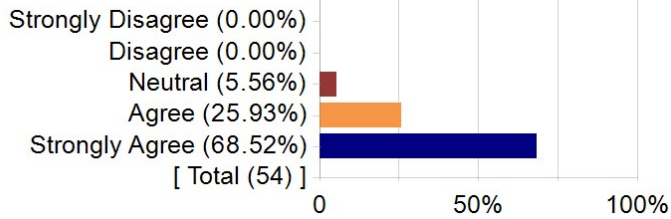
Mean values are displayed below.

Scale 1 = Strongly Disagree 2 = Disagree 3 = Neutral 4 = Agree 5 = Strongly Agree

Instructor Questions

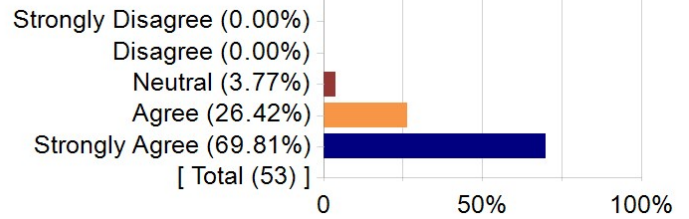
1. The instructor clearly communicated course changes during the transition to remote instruction.				2. The instructor implemented learning activities and assignments that allowed me to demonstrate understanding of the course material.					
									
Options		Score	Count	Percentage	Options		Score	Count	Percentage
Strongly Disagree		1	0	0.00%	Strongly Disagree		1	0	0.00%
Disagree		2	0	0.00%	Disagree		2	0	0.00%
Neutral		3	2	3.70%	Neutral		3	2	3.70%
Agree		4	8	14.81%	Agree		4	14	25.93%
Strongly Agree		5	44	81.48%	Strongly Agree		5	38	70.37%
Statistics				Value	Statistics				Value
Mean				4.78	Mean				4.67
Median				5.00	Median				5.00
Standard Deviation				0.50	Standard Deviation				0.55
3. The instructor provided me useful and timely feedback on my learning.				4. The instructor was available to help support my learning.					
									
Options		Score	Count	Percentage	Options		Score	Count	Percentage
Strongly Disagree		1	0	0.00%	Strongly Disagree		1	0	0.00%
Disagree		2	0	0.00%	Disagree		2	0	0.00%
Neutral		3	5	9.26%	Neutral		3	2	3.70%
Agree		4	13	24.07%	Agree		4	16	29.63%
Strongly Agree		5	36	66.67%	Strongly Agree		5	36	66.67%
Statistics				Value	Statistics				Value
Mean				4.57	Mean				4.63
Median				5.00	Median				5.00
Standard Deviation				0.66	Standard Deviation				0.56

5. The instructor created an environment that respected differences and diverse perspectives.



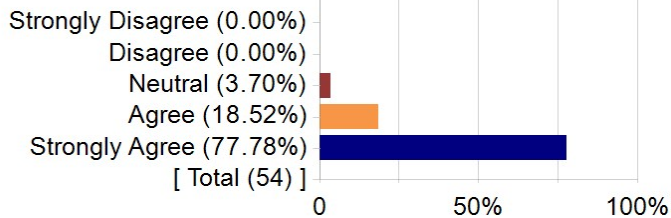
Options	Score	Count	Percentage
Strongly Disagree	1	0	0.00%
Disagree	2	0	0.00%
Neutral	3	3	5.56%
Agree	4	14	25.93%
Strongly Agree	5	37	68.52%
Statistics			Value
Mean			4.63
Median			5.00
Standard Deviation			0.59

6. The instructor made all students feel welcome.



Options	Score	Count	Percentage
Strongly Disagree	1	0	0.00%
Disagree	2	0	0.00%
Neutral	3	2	3.77%
Agree	4	14	26.42%
Strongly Agree	5	37	69.81%
Statistics			Value
Mean			4.66
Median			5.00
Standard Deviation			0.55

7. Overall, the instructor was an effective teacher.

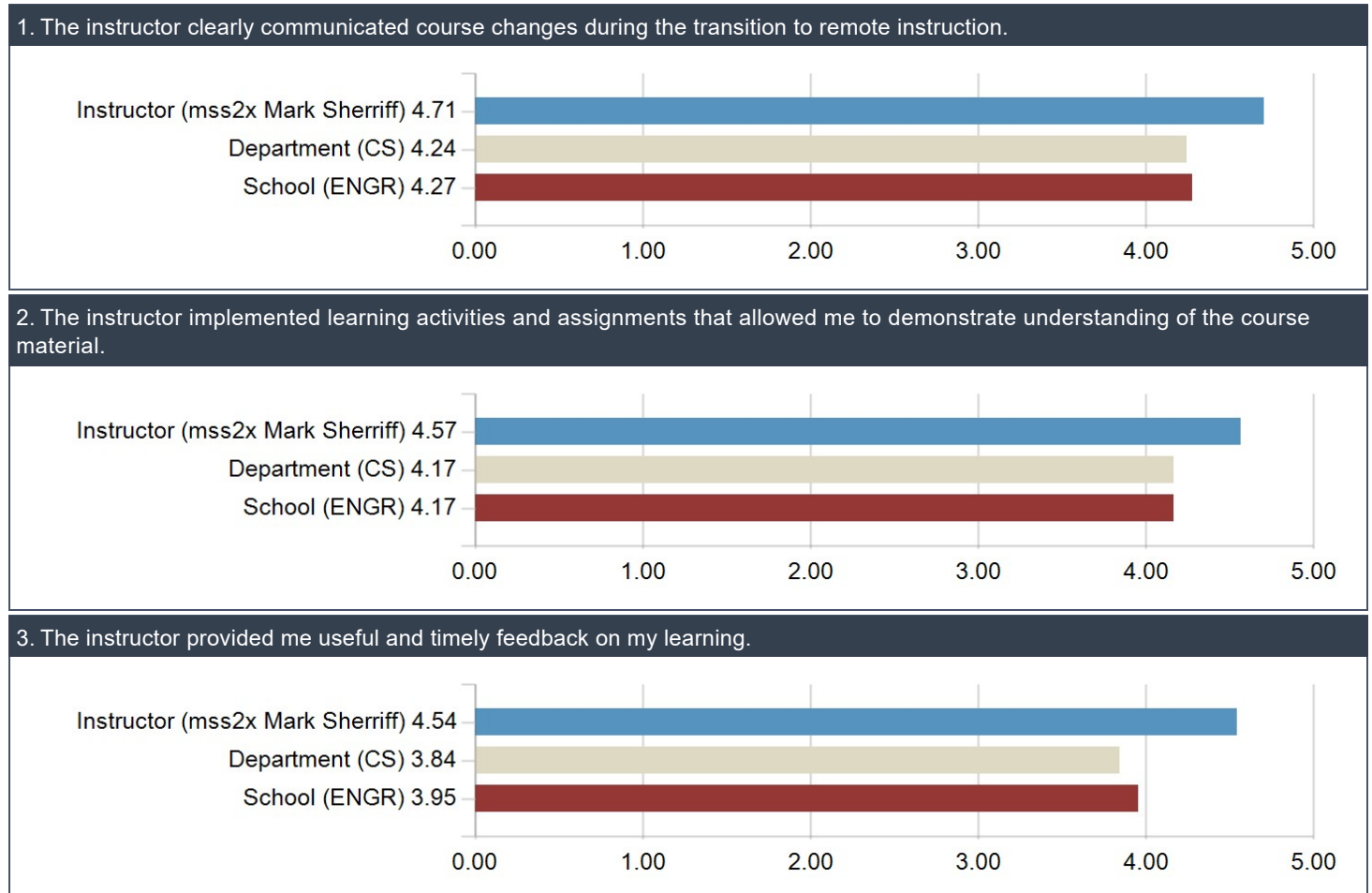


Options	Score	Count	Percentage
Strongly Disagree	1	0	0.00%
Disagree	2	0	0.00%
Neutral	3	2	3.70%
Agree	4	10	18.52%
Strongly Agree	5	42	77.78%
Statistics			Value
Mean			4.74
Median			5.00
Standard Deviation			0.52

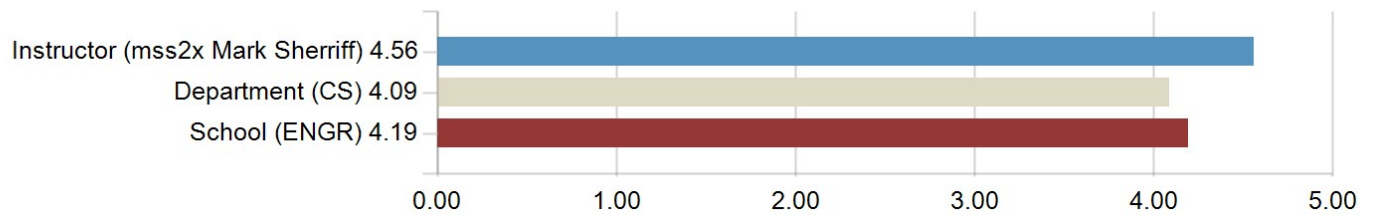
Instructor Questions

Question	Instructor (mss2x Mark Sherriff)		Department (CS)		School (ENGR)	
	Response Count	Mean	Response Count	Mean	Response Count	Mean
The instructor clearly communicated course changes during the transition to remote instruction.	211	4.71	4221	4.24	11961	4.27
The instructor implemented learning activities and assignments that allowed me to demonstrate understanding of the course material.	214	4.57	4248	4.17	12055	4.17
The instructor provided me useful and timely feedback on my learning.	214	4.54	4261	3.84	12084	3.95
The instructor was available to help support my learning.	214	4.56	4245	4.09	12049	4.19
The instructor created an environment that respected differences and diverse perspectives.	214	4.62	4253	4.34	12072	4.37
The instructor made all students feel welcome.	214	4.65	4245	4.41	12052	4.42
Overall, the instructor was an effective teacher.	214	4.68	4237	4.16	12021	4.22

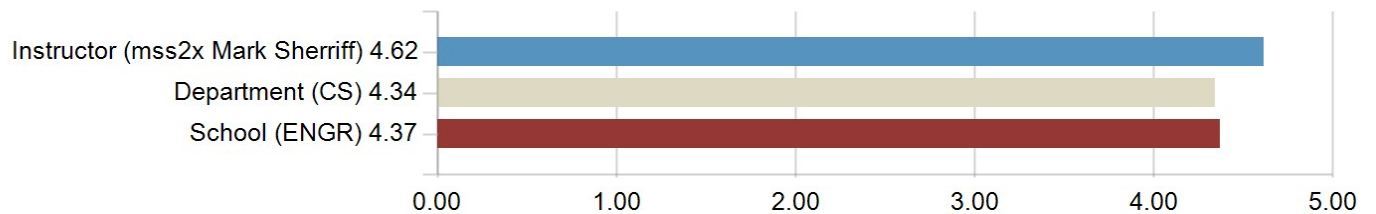
Instructor Questions



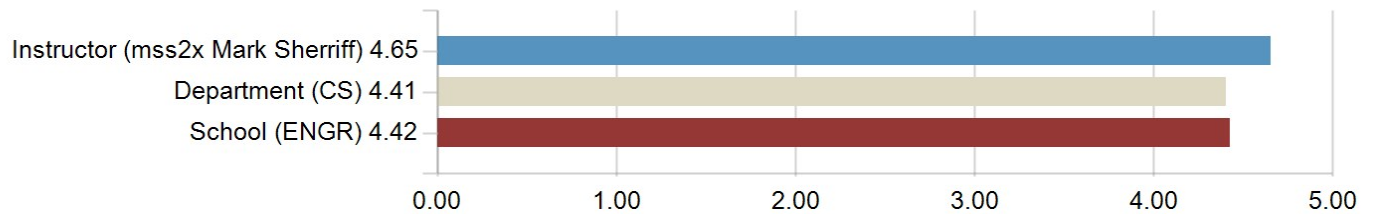
4. The instructor was available to help support my learning.



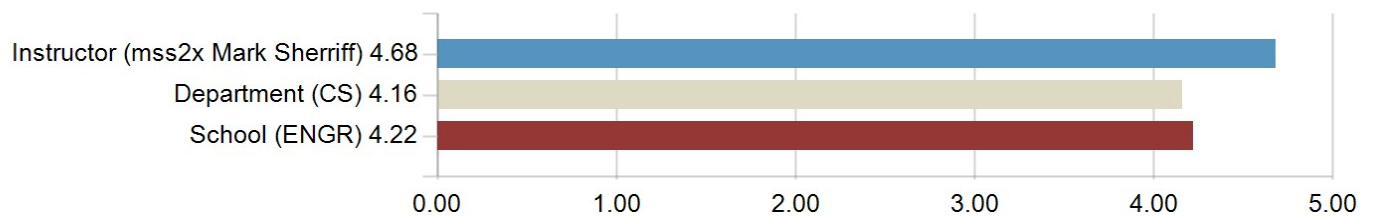
5. The instructor created an environment that respected differences and diverse perspectives.



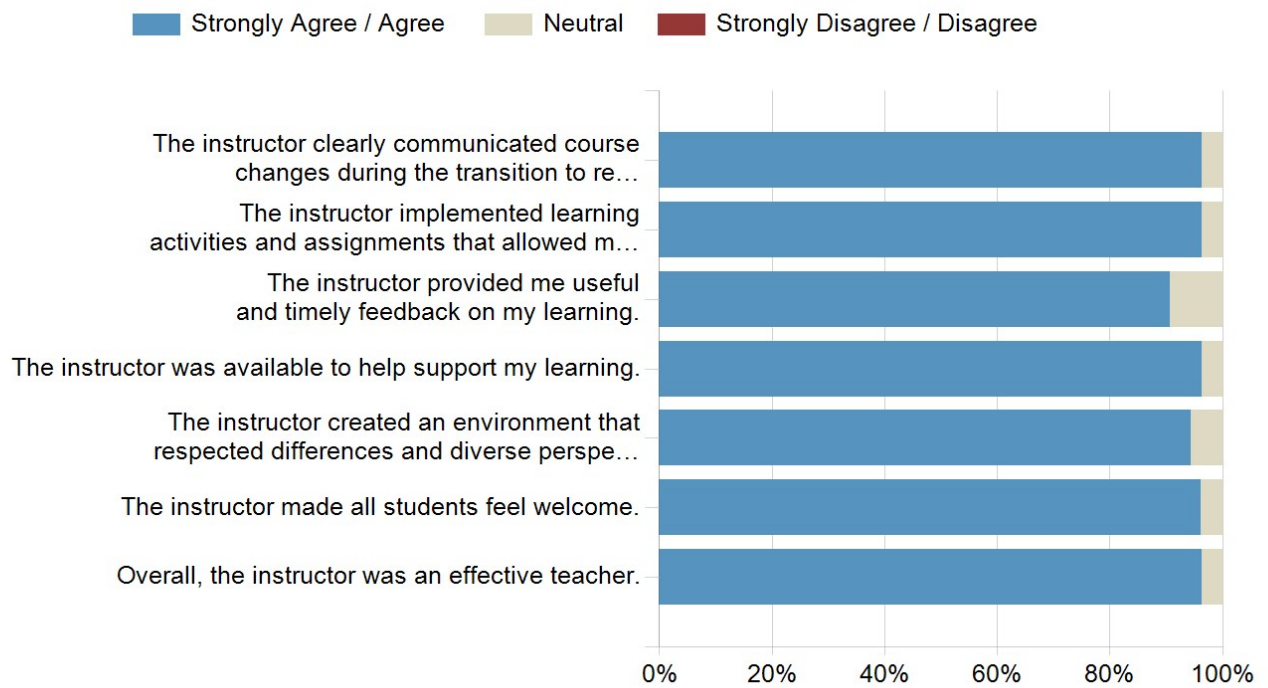
6. The instructor made all students feel welcome.



7. Overall, the instructor was an effective teacher.



Instructor Questions



Impact - In this course, what impact did the following have on your learning after Spring Break (once your classes stopped meeting in person):

Mean values are displayed below.

Scale 3 = Positive Impact 2 = No Impact 1 = Negative Impact

Impact Questions

1. Real-time lectures			
<div><div><div>Negative Impact (6.90%)</div><div>No impact (41.38%)</div><div>Positive Impact (51.72%)</div><div>[Total (29)]</div></div><div><div></div><div></div><div></div></div><div><div>0</div><div>50%</div><div>100%</div></div></div>			
Options	Score	Count	Percentage
Negative Impact	1	2	6.90%
No impact	2	12	41.38%
Positive Impact	3	15	51.72%
Statistics			Value
Mean			2.45
Median			3.00
Standard Deviation			0.63

2. Recorded Lectures			
<div><div><div>Negative Impact (0.00%)</div><div>No impact (14.00%)</div><div>Positive Impact (86.00%)</div><div>[Total (50)]</div></div><div><div></div><div></div><div></div></div><div><div>0</div><div>50%</div><div>100%</div></div></div>			
Options	Score	Count	Percentage
Negative Impact	1	0	0.00%
No impact	2	7	14.00%
Positive Impact	3	43	86.00%
Statistics			Value
Mean			2.86
Median			3.00
Standard Deviation			0.35

3. Real-time class whole-class discussions			
Negative Impact (15.38%) No impact (38.46%) Positive Impact (46.15%) [Total (26)] 0 50% 100%			
Options	Score	Count	Percentage
Negative Impact	1	4	15.38%
No impact	2	10	38.46%
Positive Impact	3	12	46.15%
Statistics			Value
Mean			2.31
Median			2.00
Standard Deviation			0.74
4. Real-time small-group discussions			
Negative Impact (14.29%) No impact (25.71%) Positive Impact (60.00%) [Total (35)] 0 50% 100%			
Options	Score	Count	Percentage
Negative Impact	1	5	14.29%
No impact	2	9	25.71%
Positive Impact	3	21	60.00%
Statistics			Value
Mean			2.46
Median			3.00
Standard Deviation			0.74

5. Online discussion boards			
<div><div><div>Negative Impact (2.27%)</div><div>No impact (22.73%)</div><div>Positive Impact (75.00%)</div><div>[Total (44)]</div></div><div><div></div><div></div><div></div></div><div><div>0</div><div>50%</div><div>100%</div></div></div>			
Options	Score	Count	Percentage
Negative Impact	1	1	2.27%
No impact	2	10	22.73%
Positive Impact	3	33	75.00%
Statistics			Value
Mean			2.73
Median			3.00
Standard Deviation			0.50

6. Recorded video demonstrations			
<div><div><div>Negative Impact (0.00%)</div><div>No impact (17.65%)</div><div>Positive Impact (82.35%)</div><div>[Total (34)]</div></div><div><div></div><div></div><div></div></div><div><div>0</div><div>50%</div><div>100%</div></div></div>			
Options	Score	Count	Percentage
Negative Impact	1	0	0.00%
No impact	2	6	17.65%
Positive Impact	3	28	82.35%
Statistics			Value
Mean			2.82
Median			3.00
Standard Deviation			0.39

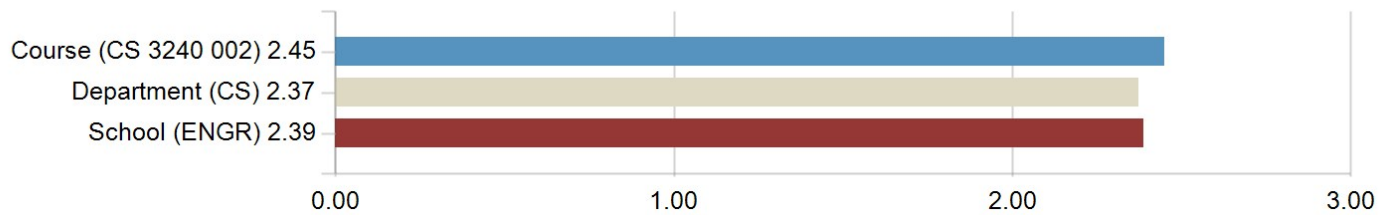
7. Virtual office hours			
<div><div><div>Negative Impact (6.98%)</div><div>No impact (32.56%)</div><div>Positive Impact (60.47%)</div><div>[Total (43)]</div></div><div><div></div><div></div><div></div></div><div><div>0</div><div>50%</div><div>100%</div></div></div>			
Options	Score	Count	Percentage
Negative Impact	1	3	6.98%
No impact	2	14	32.56%
Positive Impact	3	26	60.47%
Statistics			Value
Mean			2.53
Median			3.00
Standard Deviation			0.63

Impact Questions

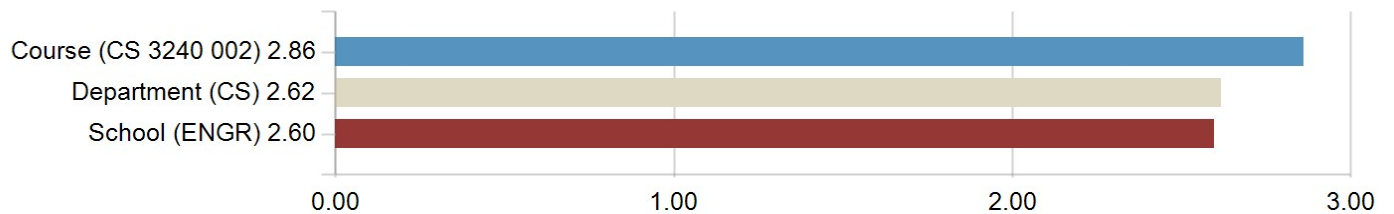
Question	Course (CS 3240 002)		Department (CS)		School (ENGR)	
	Response Count	Mean	Response Count	Mean	Response Count	Mean
Real-time lectures	29	2.45	3269	2.37	7431	2.39
Recorded Lectures	50	2.86	3612	2.62	8621	2.60
Real-time class whole-class discussions	26	2.31	2402	2.24	5879	2.27
Real-time small-group discussions	35	2.46	2294	2.21	5698	2.30
Online discussion boards	44	2.73	3345	2.61	7031	2.54
Recorded video demonstrations	34	2.82	2702	2.54	6250	2.56
Virtual office hours	43	2.53	3527	2.36	8490	2.43

Impact Questions

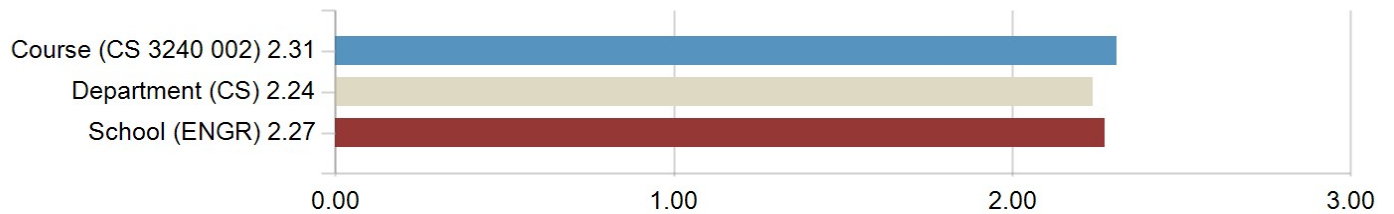
1. Real-time lectures



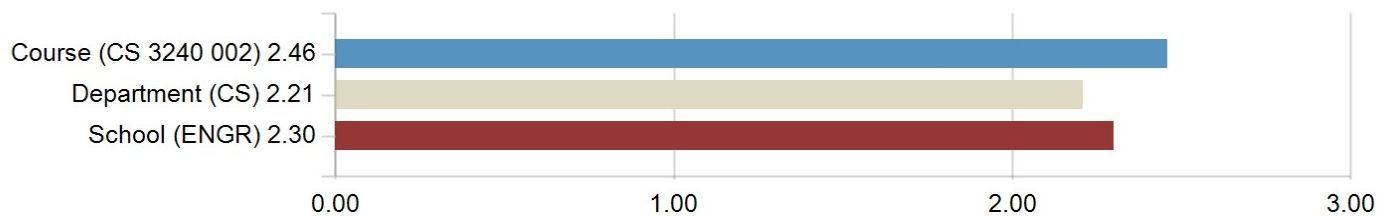
2. Recorded Lectures



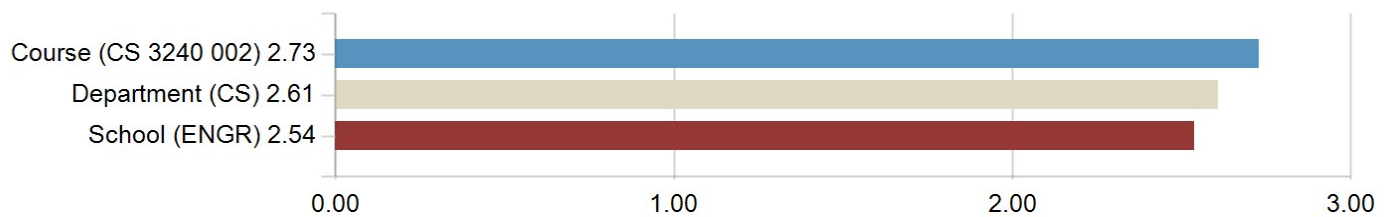
3. Real-time class whole-class discussions



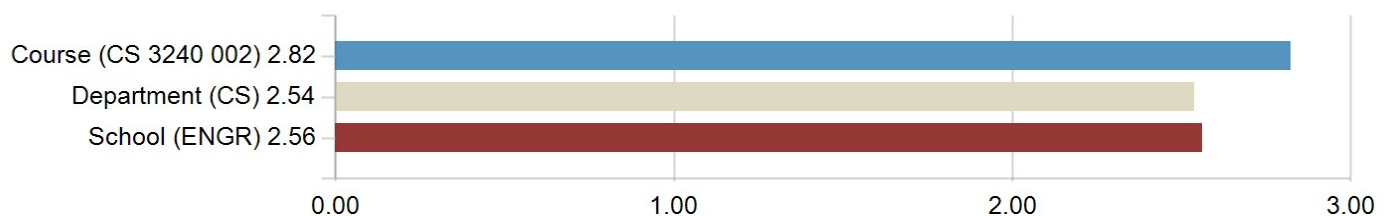
4. Real-time small-group discussions



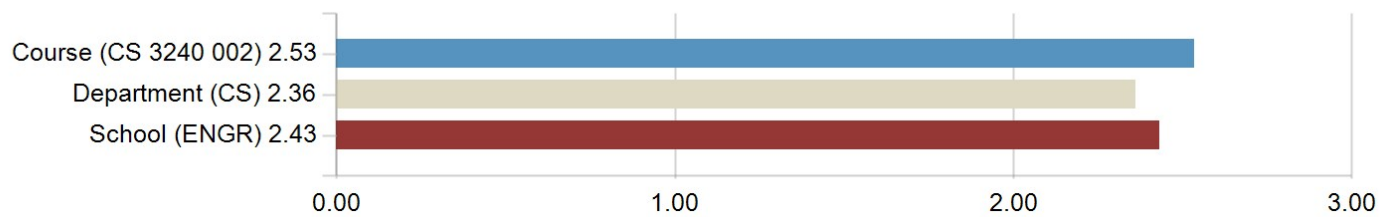
5. Online discussion boards



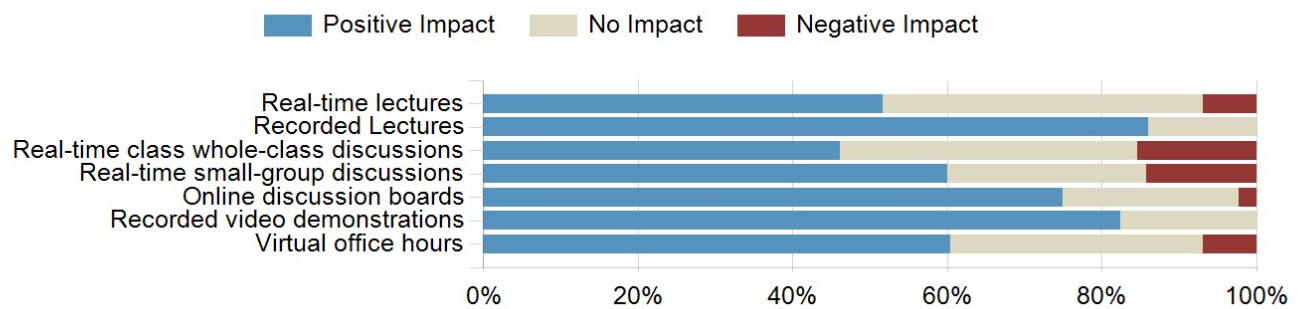
6. Recorded video demonstrations



7. Virtual office hours



Impact Questions



Ranking

Course

Highest		
1	I had access to the course materials I needed to effectively learn remotely, including access to required textbooks, course readings, technology tools, and other materials required for class assignments and projects.	4.72
2	I put forth more effort to engage in this course after the shift to remote instruction.	3.04
Lowest		
	In this course, what impact did the following have on your learning after Spring Break (once your classes stopped meeting in person):	2.59
1	Real-time class whole-class discussions	2.31
2	Real-time lectures	2.45
1 3	Real-time small-group discussions	2.46
4	Virtual office hours	2.53
5	Online discussion boards	2.73
6	Recorded video demonstrations	2.82
7	Recorded Lectures	2.86
2	The shift to remote instruction made learning course content and/or skills more challenging.	2.94

Instructor

Strengths		
1	The instructor clearly communicated course changes during the transition to remote instruction.	4.78
2	Overall, the instructor was an effective teacher.	4.74
Needs Improvement		
1	The instructor provided me useful and timely feedback on my learning.	4.57
2	The instructor was available to help support my learning.	4.63

Comments

Comment on your experience, both the opportunities and challenges, in shifting to remote instruction in this course.

Comments
Going online was not the most ideal. It's definitely tougher to learn and study at home. However, I think this class and Professor Sherriff did a great job transitioning.
Sherriff handled the transition to online super smoothly and was very understanding about the challenges that came with that transition, so it was fairly unstressful and extremely well-done.
I think the YouTube videos were great, but it was a little stressful seeing them come out many days a week (more than our normal class days) since it was easier to feel behind. This is likely just a personal problem, though.
Professor Sherriff did a great job with dealing with the shift to remote instruction. His method of uploading a series of shorter videos covering a variety of topics worked well.
Professor Sherriff made this class the most enjoyable and adaptable out of all of my CS classes at UVA. His willingness to accept suggestions enhanced the learning experience.
My online learning experience was great. I enjoyed watching recorded lectures and attending virtual office hours.
Good class
Harder to meet with teams
This course shifted effectively to online teaching.
Zoom made it easy
I thought this course was perfectly suited to online instruction, and I really appreciated how the instructor adapted the quizzes to be a more valid assessment to be done from home. I think the professor did a great job working with and communicating to the students about this ordeal and I think he went above and beyond to help students, which was very great to see.
Best course transition to online I had this semester. Sherriff did a REALLY great job at modifying expectations to make the course manageable, and put in an incredible amount of effort to have the majority of our grades in for the deadline between letter grades/credit.
Prof. Sherriff handled the shift exceptionally well. He kept his humor and interacted with the class in innovative ways. Recorded lectures allowed me to view lectures on my own time and live Q&A sessions allowed for questions to be answered. He made himself exceptionally available to us and was never too busy. We didn't miss a beat and I felt like I learned all the material.
Remote instruction was made more challenging having to be outside a learning environment.
Sherriff's transition to online learning was practically seamless. He started posting lectures to YouTube almost immediately, and adjusted the schedule as necessary. What an absolute unit. There were no challenges at all!
It was harder not to meet in person to resolve issues that we might have had. Luckily, we did not run into major problems that couldn't be fixed remotely from each other.
Fortunately, the move to remote instruction did not affect this course at all, possibly due to how fast the instructor was able to get information out and update students. We were given an "adjustment week", the project requirements became more lenient, and online lectures rolled out almost immediately on Youtube. Honestly, out of all my classes, watching the Youtube lectures for this class felt the least like watching a lecture. Instead, they were very fun and engaging (perhaps even more engaging than in person lectures...?), possibly due to the flexibility of online lectures. I was able to watch whenever I wanted, take notes however I wanted, and pause if I needed to. As for the project, since a lot of it is based on remote teamwork, my team did not have any problems and we were still able to complete our project successfully. The instructor for this course did an amazing job of shifting to online while taking stress off of students' shoulders.
I felt like I was less motivated to watch the videos, but I still enjoyed the lectures and material.
no change
the instructor was very helpful and supportive through the transition to online material and honestly did a great job shifting the class over. The course was very clear and easy to follow after the transition as well
Dr. Sherriff was very adaptable on the front of remote instruction.
Real-time lecturing was done on one occasion, and those who person real-time interaction could go to office hours. He also recorded lectures and tried to keep modes positive.
He took into account the shift to online and gave extensions to assignments as needed. Quizzes and tests became open notes which I think makes sense considering the circumstances.
The format of the lectures (a short video for each topic rather than lecture long videos) made the adjustment much easier. The

Comments
information wasn't coming in at an overwhelming rate, and I was able to watch them in a way that fit in with my new schedule.
Project work became more of a mess, but the lecture style was more focused and more beneficial to me.
Shifting to a remote environment was challenging in a group project-based class. This being said, our professor was very hard working and made changes that helped suit the new environment as best as he could.
There were no challenges.
This was a very smooth transition, and the asynchronous format made it easy to put things off if i needed to if other things became more pressing

What constructive suggestions do you have to help the instructor Mark Sherriff improve this course for future students?

Comments
None
Change nothing and it'll be perfect honestly.
I think your intent with the open-note quizzes, to be more application-based, is valid and great. However, I feel that the quizzes were definitely more work than they were implied to be (ie not taking 30-45 min but closer to 20 min per question). I understand you gave us longer to do them, but I think you should consider the balance between longer-duration—more-intense quizzes and shorter-duration—more-to-the-point quizzes. Overall, I feel like the quizzes seemed slightly unfair in their expectations, though some questions were definitely much more manageable than others. Overall, I am so glad I took this class and feel like I have finally gotten at least a taste of software engineering. The project is a really great experience and I am glad to have had a team that made me able to learn so much even though there was no formal training on the technologies used. Thank you for a great class experience!
None. He did a great job.
This was one of my favorite CS classes I've ever taken. One of the only classes where I was actually engaged in the lecture because of the teacher style and the information was interesting. Thank you!
Class was great ! No suggestions.
This course is very unique and was a great learning experience. While I would have liked to learn more Django at the beginning of the semester, I understand the reasons why the course is structured the way it is.
thank you for a great semester
The course does what it sets out to do effectively, Prof. Sherriff teaches the material well. I don't think this class should be required for computer engineers, as the material is not relevant. This is a criticism not of Prof. Sherriff, but of the computer engineering degree requirements.
I really enjoyed the class and the creative youtube openings. I would have liked more feedback on the final project, like the reasoning for why you took off points. The default grade scope answer was UI could use work, but I would have appreciated a bit more detail.
Zoom made everything easy
I think this is a really great course! Really well thought out, and the XP system is truly amazing. I think it's an amazing philosophy to implement a tool that seems like "rewards" you for your work rather than penalizes. Also the XP dashboard just makes a lot more intuitive sense.
I think a suggestion I would have is to have a few more personalized tools/guides to help students get acclimated to Github and Django, I think that was the biggest hurdle in the beginning of this course. But otherwise the course is very straightforward and well designed.
None
Keep bringing your personality. Your effort is unparalleled and appreciated. Keep slowly updating the course to use relevant industry tools.
I enjoyed the lectures
Sherriff was a fun, intelligent, and passionate professor. He organized the class in such a way that I was able to experience working on an actual software project, learn fundamental skills any software engineer should have, and have fun all at the same time. My only suggestion for Sherriff is that he should try watching Kaguya-Sama Love is War. If he likes Bokuben, I'm sure he'll like this one even better.
It would have been good to provide resources for learning HTML and CSS and all that; Bootstrap was very confusing at first without that knowledge.
Easily the best class I've taken this semester! Thank you so much!
Amazing work this semester :) I'm a lurker so I don't comment much or send in questions or post on Piazza, but your online lectures

Comments
were honestly very real and fun to watch. Watching them didn't really feel like watching a lecture, but more like... getting an educational life update from you? I've learned a lot about software development, project management, and working on projects in the real world from this class and I would love it if you kept producing videos over the summer!
Honestly, sir, you're one the greatest professors I've ever had. I think you went above and beyond your job even during the switch to online classes. My only suggestion would be to really hammer in how early you need to start the Django assessment, but to the best of my memory, you warned us (we just didn't listen). Thanks for everything
No suggestions, but I thought this class was very interesting and informative. I would recommend every CS student to take this course!
cut the groupwork grades
None in particular
This is a great course! Loved how it was formatted and the lectures were very well done.
Maybe do the quizzes open note every semester? I feel like I engaged with the material more that way than I did when quizzes were closed-note, in person.
Put out more youtube videos. Even if we aren't remote anymore. I enjoyed them.
This was easily the class I took which handled the transition the best. My only complaint about the course overall would be to potentially teach HTML/CSS, having to learn that on the fly is difficult
Perhaps add a "useful resources" page for the Django project and put the tutorial from lab 1 and maybe some other things there.