

Feedback Control of Data Aggregation in Sensor Networks

Tarek Abdelzaher, Tian He, John Stankovic
Department of Computer Science,
University of Virginia,
Charlottesville, VA 22903
{zaher,tianhe,stankovic}@cs.virginia.edu

Abstract—Sensor networks have recently emerged as a new paradigm for distributed sensing and actuation. This paper describes fundamental performance trade-offs in sensor networks and the utility of simple feedback control mechanisms for distributed performance optimization. A data communication and aggregation framework is presented that manipulates the degree of data aggregation to maintain specified acceptable latency bounds on data delivery while attempting to minimize energy consumption. An analytic model is constructed to describe the relationships between timeliness, energy, and the degree of aggregation, as well as to quantify constraints that stem from real-time requirements. Feedback control is used to adapt the degree of data aggregation dynamically in response to network load conditions while meeting application deadlines. The results illustrate the usefulness of feedback control in the sensor network domain.

I. INTRODUCTION

The work reported in this paper is motivated by the rapid emergence of sensor networks [1], [2], [3] as a new paradigm for distributed embedded applications. These networks are composed of a large number of small wireless sensor devices (e.g., Mica motes [4]), each equipped with limited processing, communication, and storage capacity. Sensor networks are especially useful in applications involving a poorly accessible, dangerous, or unfriendly environment, where it is difficult to provide a fixed monitoring infrastructure. Instead, a myriad of wireless sensor devices can be deployed (e.g., by air-dropping from a UAV) for remote monitoring and surveillance purposes. Such air-dropped networks are called *ad hoc* sensor networks to distinguish them from other types of sensor networks where nodes are laid out in some fixed predetermined pattern. Ad hoc wireless sensor networks present the most challenge to the research community due to their inherent lack of structure. Example applications include habitat monitoring [5], defense, environmental control, and emergency response systems [6].

This paper introduces fundamental research challenges presented by ad hoc wireless sensor networks from a feedback control perspective. These challenges lie in optimally

reconciling the fundamental performance trade-offs that underlie network operation. Hence, the purpose of feedback control in this paper is not to control the dynamics of an external environment, but rather to control network performance itself. At a high level, performance of a sensor network can be viewed as a point in a three-dimensional space. These dimensions are (i) timeliness, (ii) energy consumption, and (iii) information output. It is desired to minimize energy consumption and maximize information output while maintaining timeliness. These requirements are mutually at odds; communicating more information takes more time and consumes more energy.

The nature of the trade-off among the basic sensor network performance requirements depends on current network input, which is the amount of sensory data infused into the network. For example, at low network load, timeliness can be easily achieved together with the other requirements. However, at a higher load, a decision has to be made between timeliness of delivery and the amount of deliverable information. Feedback control loops are needed to trade-off these performance requirements dynamically in a distributed fashion in response to current network conditions, essentially solving a distributed constrained optimization problem. This paper describes an instance of such a feedback control architecture, and derives some results in real-time computing that help quantify the constraints imposed on optimization.

The performance trade-offs mentioned above are fundamentally inherent to ad hoc sensor networks because they invariably arise from the main goal of such networks, namely the collection of sensory data. The most important output of a sensor network is the information it provides to external observers. One of the most limited resources in an ad hoc network is battery capacity. This is partly because advances in battery capacity have developed at a slower rate than advances in processing and communication bandwidth. Moreover, since the network is typically deployed in remote or harsh environments, changing batteries is quite expensive if not infeasible. Hence, maximizing battery lifetime by conserving energy is a predominant concern.

Omni-directional communication is the most energy-consuming operation in a sensor network due to the high

The work reported in this paper was supported in part by the National Science Foundation under grants CCR-0093144, ANI-01 05873, EHS-0208769, and MURI N00014-01-1-0576.

degree of signal attenuation and the multipath phenomena that occur when wireless sensors are placed on the ground. Directional communication remains a big challenge since it requires sensors to know to a high degree of accuracy both their own position and orientation, as well as that of their neighbors. The fundamentally high cost of communication results in an important trade-off between the amount of information that the network delivers and its lifetime. A good compromise to conserve battery capacity is to perform appropriate aggregation on collected data to reduce the amount of network communication without much reduction in the information delivered.

Timeliness of delivery is a fundamental performance concern in sensor networks because such networks must react to external phenomena in real-time. An unbounded delay in the loop is unacceptable. From an application’s perspective, discovering an intruding target too late is not useful for producing an effective response. Timeliness is generally at odds with energy consumption. If it is possible to delay delivery until more data can be aggregated, overhead can be saved and delivery energy can be reduced. While limited aggregation (or batching) may actually improve the overall timeliness by reducing total traffic, additional aggregation will impair timing performance due to the introduced aggregation delay. The break-even point depends on the amount of data currently generated, which is a dynamic quantity that depends on activities in the environment. The timeliness-energy trade-off therefore opens a realm of opportunity for feedback control research in the sensor network domain.

An important consideration in the design of a feedback performance control framework for sensor networks is to quantify the fundamental constraints within which each sensor node operates to solve the global performance optimization problem. In the three-dimensional trade-off space introduced earlier, the basic constraints are on energy, time, and information content. To address the timing constraint, in this paper, we describe important recent results in real-time computing theory that quantify the ability of the network to communicate data in real-time. We relate global timing requirements to the local amount of traffic that can be processed by each node.

As a specific instance of performance control in sensor networks, this paper describes a data communication and aggregation framework that manipulates the degree of data aggregation to maintain specified acceptable latency bounds on data delivery while attempting to minimize energy consumption. An analytic model is constructed to describe the relationships between timeliness, energy, and the degree of aggregation, as well as to quantify constraints that stem from real-time requirements. Feedback control is used to adapt the degree of data aggregation dynamically in response to network load conditions while meeting application deadlines.

The rest of this paper is organized as follows. Section II describes the problem statement and the general architecture of our service, which is based on two types of data aggrega-

tion; *lossy* and *lossless*. Section III derives an expression for real-time system capacity that quantifies the amount of information that can be delivered through the network by the deadlines. This bound is a fundamental design constraint that must be enforced by the feedback control architecture. Section IV investigates feedback control of lossy aggregation. It describes the conditions under which system capacity is maximized, and describes a feedback scheme that optimizes capacity subject to time constraints by adjusting the degree of aggregation. Section V describes local optimization using feedback control of lossless aggregation. Section VI presents a brief performance evaluation. The paper concludes with final observations and open questions in Section VII.

II. PROBLEM STATEMENT

We consider a real-time sensor network where sensory measurements should be delivered to their destinations within specified time constraints. Data is divided into multiple classes. Each class is associated with a bound on delivery time. For example, motion sensor measurements might have to be delivered within 3 seconds to allow real-time tracking of moving targets. In contrast, temperature measurements could be delivered within 30 seconds, since they exhibit slower dynamics. It is desired to deliver all data at the minimum energy cost while satisfying all time constraints. Since the environment is dynamic, the amount of data generated at any time is unpredictable and can vary considerably from time to time. We assume that some sensors report their measurements periodically at all times, while others become active only when triggered by environmental events. For example, flurries of activity in the monitored environment may generate a burst of motion sensor readings. These sensors will be silent when the environment is quiescent. Since the network load is dynamic, overload may occur which can significantly increase communication delay, possibly making it infeasible to deliver data in time. A feedback mechanism is needed to control network delay such that time constraints are met.

The main actuator “knob” that can be manipulated in our system is the degree of data aggregation. In contention-based Medium Access Control (MAC) communication protocols, packing data into larger units reduces the chances of packet collisions, hence reducing energy expenditure and improving delay.¹ Two different types of aggregation are possible; namely, *lossless* aggregation and *lossy* aggregation. Lossless aggregation refers to concatenating individual data items into larger packets, thus amortizing per-packet protocol overhead. In this case, no data is lost. The approach is especially effective in sensor networks where individual sensor readings are small in size, leaving much room for concatenation. Another type of overhead that can be amortized is the local handshake performed ahead

¹Due to the difficulty in synchronizing clocks across all nodes in a sensor network, slot-based communication protocols are less practical than contention-based ones.

of per-hop data transmission to reserve the channel. This handshake is common to contention-based wireless MAC protocols such as 802.11.

Lossless aggregation is effective if the load on the system is not excessive. If the total communication load exceeds system capacity, the amount of communicated data must be forcibly reduced. We call the latter case, lossy aggregation. This technique is also useful for energy saving, even when the system is not heavily loaded. The best example of lossy aggregation is the averaging of sensor values. Averaging is a natural choice in many applications. For example, a user may need to know only of the average temperature in a region, as opposed the individual readings of all sensors. Similarly, it may be enough to report only the average estimated location of a target, as opposed to the exact locations of all triggered motion sensors. Lossy aggregation can be either spatial or temporal. In the former, data is averaged from multiple sensors, while in the latter, data from the same sensor is averaged over time. Both spatial and temporal aggregation incur additional delay waiting for all needed data items to arrive before aggregation is performed.

The service described in this paper adaptively determines the type and amount of aggregation required such that time constraints are met. To maximize information output, lossless aggregation is performed as long as the workload is less than system capacity. Lossy aggregation is invoked only when capacity is exceeded. Two separate control loops are used to determine the amount of aggregation to be applied of each type. Note that, in applications where some degree of lossy aggregation is appropriate even at low load, a lower limit can be imposed on the lossy aggregation controller output. This limit ensures that the desired degree of aggregation is always carried out, even when the system is not overloaded.

A key to the correct operation of the system is to quantify system capacity, such that the correct type of aggregation is used in accordance with load conditions. This quantification is described below, followed by a description of both the lossless and lossy aggregation feedback loops.

III. REAL-TIME CAPACITY

The first function of the control system is to decide on the type of aggregation performed (lossy or lossless), depending on network load. In this section, we define a notion of network capacity that is relevant to real-time applications, and relate satisfaction of end-to-end time guarantees to the local state of individual nodes.

A. Capacity Definition

Traditional notions of network capacity [7] quantify the amount of information that can be transmitted through the network concurrently at any point in time. In wireless networks, this amount is usually expressed as a product of bytes and meters (called byte-meters) since more data can be transmitted less distance or vice versa. These definitions have no notion of delivery latency and are therefore less

suitable for applications where data that arrive after their deadline expiration have little or no value.

In this paper, we use a new notion of capacity, called *real-time capacity*, denoted C_{RT} . Real-time capacity is used to compute the total byte-meters that can be delivered *by their deadlines*. To make the capacity expression independent of the details of the workload (such as the deadline values themselves), real-time capacity refers to a normalized expression that quantifies the total byte-meters that can be delivered per unit of requested latency. It is expected that a network can have a larger byte-meter capacity if deadlines are larger, which makes a bound on the *normalized* notion of real-time capacity more meaningful. Such a bound was derived in recent literature [8]. It will be used to derive control loop set points as shown below.

B. Capacity Maximization

Consider a sensor network of n nodes with multiple data sources and a single data sink. The sink could be a monitoring workstation, or a relay that sends the collected data to a user. Packets traverse the network concurrently, each following a multihop path from some source to the sink. Each packet T_i has an arrival time A_i defined as the time at which the sending application injects the packet into the outgoing communication queue of its source node. The packet must be delivered to its destination no later than time $A_i + D_i$, where D_i is called the relative deadline of T_i . Different packets may generally have different deadlines. We call packets that have arrived but whose delivery deadlines have not expired *in-transit* packets. Each packet T_i has an average transmission time C_i that is proportional to its length. Any single path through the network can be thought of as a data pipeline of N stages, where N is the number of hops. In a prior publication [9], we have shown that data traversing a pipeline will meet its end-to-end deadline as long as the following holds:

$$\sum_{j=1}^N \frac{U_j(1 - U_j/2)}{1 - U_j} < \alpha \quad (1)$$

where $U_j = \sum_i C_i/D_i$ over all packets T_i in transit through node j . This quantity is called the *synthetic utilization* of node j . The parameter α depends on the scheduling policy used to order outgoing packet transmissions on the link, as discussed in [9]. Since multiplying the packet transmission time, C_i , by the channel transmission speed, W_n , yields packet size, multiplying both sides of the above summation by W_n establishes the average number of bytes that can be transmitted by an average node for each unit of time of the relative deadline. Summing that quantity over the whole network is what defines its real-time capacity (in byte-hops per second). Thus:

$$C_{RT} = W_n \sum_j U_j \quad (2)$$

IV. CONTROL OF LOSSY AGGREGATION

When the amount of data generated by the combination of periodic and aperiodic sensors exceeds system capacity, the lossy aggregation feedback loop is activated. The controller of this loop attempts to balance timeliness and information delivered. Its set point can be tuned for better timeliness at the expense of increased aggregation (i.e., more information loss) or lower information loss at the expense of looser timing performance. In particular, the system designer specifies the maximum data path length N for which no deadline misses may occur. The feedback loop must control the degree of aggregation such that information throughput is maximized subject to the above requirement. In the following, we derive the local conditions that lead to maximization of global information throughput. We then describe how these conditions are used to design the lossy aggregation feedback loop and compute its per-node set points.

When lossy aggregation is used, the sum of synthetic utilizations of all data sources may exceed that of the sink, since more raw data may be generated than is delivered to the sink. It is desired to devise an aggregation scheme that maximizes total real-time capacity, which is proportional to $W_n \sum_j U_j$ across all nodes in the system, as stated in Equation (2). From the symmetry of the aforementioned summation, as well as the symmetry of the schedulability condition given by Equation (1), the solution that maximizes capacity must be symmetric with respect to synthetic utilization. In other words, U_j must be equal at all nodes. This is called a *load-balanced* network. Since we require that time constraints be met only for paths of length N or less, it is enough to focus on that path length. In a load-balanced network, from Equation (1), the synthetic utilization U of each single node on a communication path of length N must satisfy:

$$\frac{U(1 - U/2)}{1 - U} < \alpha/N \quad (3)$$

Solving for U , we get:

$$U < 1 + \frac{\alpha}{N} - \sqrt{1 + \left(\frac{\alpha}{N}\right)^2} \quad (4)$$

To maximize real-time information throughput, the local controller at each node attempts to keep its synthetic utilization at the value indicated in the right hand side of Inequality (4). Hence, the controller set point, $U_{desired}$, is:

$$U_{desired} = 1 + \frac{\alpha}{N} - \sqrt{1 + \left(\frac{\alpha}{N}\right)^2} \quad (5)$$

Choosing a larger N will reduce the utilization, thereby increasing the amount of lossy aggregation. A smaller N will reduce information loss, but increase deadline misses along longer paths. The instantaneous synthetic utilization of a node is $U_{inst} = \sum_i C_i/D_i$, carried out over all outgoing packets. As explained in [9], this value is increased by C_i/D_i when a new packet, T_i , arrives. It is

decreased by C_i/D_i only at the delivery deadline of the packet (and is set to zero when the link is idle). Each node maintains an exponential moving average $U_{avg}(k)$ of instantaneous synthetic utilization. This moving average is updated periodically at the controller's sampling interval. The control error $e(k)$ in the k^{th} sampling interval is defined as $e(k) = U_{desired} - U_{avg}$. This error drives an integral regulator of gain K_I whose output m determines the degree of lossy aggregation required, where:

$$\delta m = K_I(U_{desired} - U_{avg}) \quad (6)$$

More specifically, m specifies the ratio of the number of packets after and before aggregation. For example $m = 0.66$ indicates that each 3 incoming packets must be aggregated into 2 (by averaging a pair), where $2/3 = 0.66$. A field in each packet's header keeps track of the number of original raw data items the packet's aggregated value reflects. This allows correct weights to be used when averaging the content of two packets.

Since aggregation can only *reduce* the number of packets, the maximum value of controller output m is 1, indicating that no aggregation is needed. Observe that when the system is underloaded ($U_{avg} < U_{desired}$), the controller eventually saturates at $m = 1$. Anti-windup is then invoked, thus opening the lossy aggregation control loop. Hence, only lossless aggregation is performed in an underloaded system.

Note that the instantaneous synthetic utilization of the system is proportional to m . Hence, the controlled process has a constant gain. If all data deadlines are the same, that gain is unity. The only dynamics in the loop are those that arise from the low-pass filter (i.e., exponential moving averaging) and the controller. The filter is essential to smooth bursts.

V. CONTROL OF LOSSLESS AGGREGATION

When the system operates in the non-overloaded regime, only lossless aggregation is performed to optimize energy consumption and reduce delay. An architecture for application-independent data aggregation is described in [10]. In that regime, a feedback loop measures the average delay incurred to transmit a packet (which includes the contention delay on the wireless medium). This measurement is then used to adapt the degree of lossless data aggregation, called N_{aggr} . When a particular degree of aggregation is indicated, packets are not forwarded to the network device until the corresponding number of them (i.e., at least N_{aggr}) are present in the queue.

The default degree of aggregation N_{aggr} is 1, which occurs at low load. In this case, packets are delivered to the network device for transmission as soon as the device is ready. Note that if more than one packet have accumulated in the queue while the network device was busy, they will be aggregated and sent together. As network traffic builds up and contention delays increase, the feedback loop adjusts the aggregation level, N_{aggr} , to allow a greater minimum

degree of aggregation. When the network device is free, packets are sent only as long as at least N_{aggr} of them are present.

Next, we derive a model for data aggregation that will be used to tune our feedback loop. The control loop operates periodically at some appropriately chosen interval, T , measuring the current MAC-layer delay $D(k)$ and adjusting the degree of aggregation, $N_{aggr}(k)$, accordingly. Let the k^{th} sampling interval of the control loop be $[(k-1)T, kT)$. The delay sensor produces its reading, $D(k)$, at the end of each interval. This reading represents the average MAC-layer delay of all packets transmitted in that last sampling interval. The average delay a packet experiences before its transmission is complete is:

$$D(k) = D_{min} + D_{collide} \quad (7)$$

where D_{min} is the minimum delay experienced when no collisions occur (which is primarily the packet transmission delay plus some system overhead), and $D_{collide}$ is the average additional delay incurred due to collisions.

Assume that a total of $M(k)$ packets were present in interval k in the combined queues of all nodes sharing the same neighborhood, where only one node can transmit at a time. Given a degree of aggregation, $N_{aggr}(k-1)$, set at the beginning of that interval, at most $M(k)/N_{aggr}(k-1)$ data units will be transmitted on the medium. This is only an approximation, because different nodes may have different $N_{aggr}(k-1)$ values. However, since those nodes share the same medium with the same level of congestion, it is likely that their $N_{aggr}(k-1)$ will be close. Since the probability of collisions grows linearly with the number of data units available for transmission, the expected number of collisions grows with $M(k)/N_{aggr}(k-1)$. Furthermore, since most contention-based MAC-layers exhibit exponential back-off upon a collision, the average contention delay, $D_{collide}$, grows exponentially with the number of collisions. Hence:

$$D(k) = D_{min} + Ae^{bM(k)/N_{aggr}(k-1)} \quad (8)$$

where A and b are constants. This is clearly a non-linear system. We linearize the system by computing its derivative with respect to the manipulated variable (in this case, $N_{aggr}(k-1)$), which yields the small deviation model:

$$\frac{dD(k)}{dN_{aggr}(k-1)} = -A \frac{M(k)}{N_{aggr}(k-1)^2} e^{bM(k)/N_{aggr}(k-1)} \quad (9)$$

Hence, if the degree of aggregation is changed by $\delta N_{aggr}(k) = N_{aggr}(k) - N_{aggr}(k-1)$, and assuming a constant workload $M(k+1) = M(k) = M$, it is predicted that:

$$D(k+1) = D(k) - A \frac{M}{N_{aggr}(k-1)^2} e^{bM/N_{aggr}(k-1)} \delta N_{aggr}(k) \quad (10)$$

The system model contains a nonlinear integral term. A proportional controller can therefore be used to stabilize the system and eliminate steady state error. The gain of the proportional controller can be made dynamic to compensate for part of the system nonlinearity. The controller we use is thus given by:

$$\delta N_{aggr}(k) = PN_{aggr}(k-1)^2 e(k) \quad (11)$$

where $e(k) = D(k) - D_{desired}$, and P is controller gain.

VI. EXPERIMENTAL EVALUATION

We simulate our architecture in GloMoSim [11], a scalable discrete-event simulator developed at UCLA. This software provides a high fidelity simulation for wireless communication with detailed propagation, radio, MAC, and network layer components. In our experiments, the communication parameters are chosen in accordance with Berkeley Telos mote specifications, the latest hardware platform on which sensor network research systems are currently deployed for testing.

We evaluate two types of data aggregation techniques discussed in previous sections, namely lossless and lossy aggregation, and compare them with a non-aggregation scheme. During the simulation, we adopt a typical many-to-one traffic pattern, where 10 source nodes send out CBR (Constant Bit Rate) flows to a single sink an average of 4-6 hops away. To investigate the effectiveness of data aggregation in the presence of congestion, we incrementally increase the sending rate of the 10 flows from 1.5 to 3.7 packets/second per flow. Experiments are repeated 30 times with different seeds such that the 95% confidence intervals are within 2 - 5% of the mean. It is desired to achieve an end-to-end delay of 1 second.

Figure 1 demonstrates that both lossless and lossy aggregation can dramatically reduce average packet end-to-end delay in comparison with the non-aggregation scheme when the traffic becomes heavy, thanks to the fact that aggregation techniques can control the amount of information delivered. Note that, lossy aggregation is always successful in keeping the delay below the bound, whereas lossless aggregation is successful only to a point, after which the system becomes overloaded.

When the amount of information generated exceeds the real-time capacity, lossy aggregation maintains a low end-to-end delay by aggregating a small percentage of packets together. As shown in Figure 2, aggregation has a non-zero loss ratio² in heavy traffic in exchange for excellent timeliness shown in Figure 1.

In addition, as shown Figure 3, both lossless and lossy aggregations can achieve energy conservation by reducing the number of control messages and the number of re-transmissions in the presence of congestion. Observe that more savings can be achieved if end-to-end delay was

²Loss ratio is the percentage of packets that are aggregated with information loss

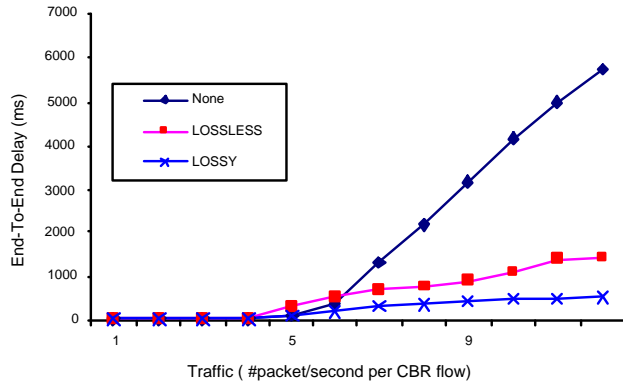


Fig. 1. End-to-End Delay Vs. Traffic Load

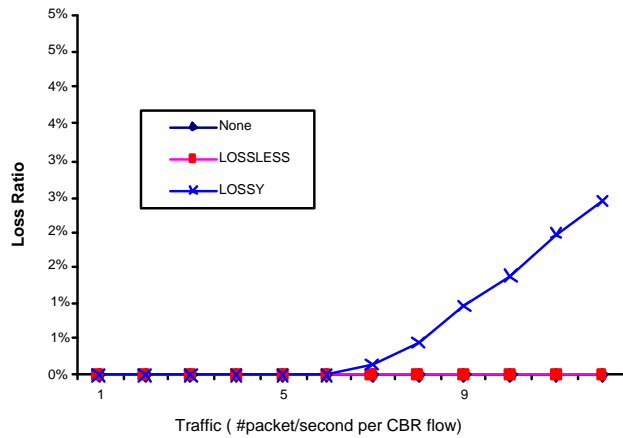


Fig. 2. Loss Ratio Vs. Traffic Load

allowed to increase beyond the specified end-to-end bound, as demonstrated by the higher energy savings of lossless aggregation. When delay bounds must be maintained, the only recourse is often to reduce the amount of information delivered.

VII. CONCLUSIONS AND FUTURE WORK

In this paper, we demonstrated the application of control theory to resolve fundamental performance trade-offs in sensor networks. Fundamental limits were presented on real-time network capacity. These limits were then used to derive set points of control loops. Two different mechanisms for data aggregation were presented whose combined effect is to maximize information throughput while maintaining timing constraints and reducing protocol overhead. There are several outstanding issues that the authors hope to address in future interdisciplinary collaborations. For example, how to model non-linearities peculiar to sensor networks? How can these nonlinearities be accounted for in control? How efficient are adaptive control and robust

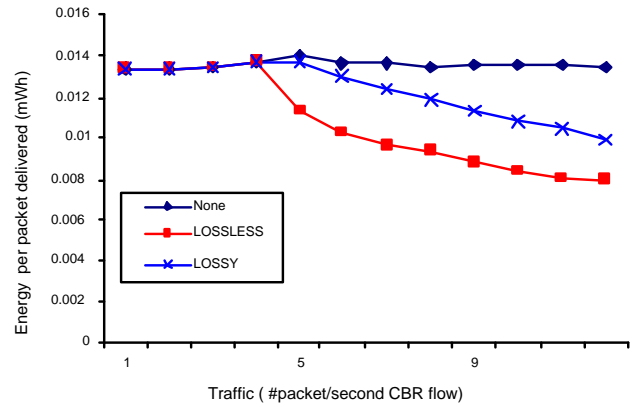


Fig. 3. Energy Vs. Traffic Load

control techniques in dealing with parameter variation and load uncertainty? What other actuators can be applied in addition to aggregation? What is the effect of routing policies? Examples, theoretical foundations, experimental evidence, and practical experience are needed in applying feedback performance control to sensor networks. This is an important focus of our research group at the present time.

REFERENCES

- [1] D. Estrin, R. Govindan, J. Heidemann, and S. Kumar, "Next century challenges: Mobile networking for smart dust," in *ACM MOBICOM*, Seattle, WA, August 1999.
- [2] J. Hill, R. Szewczyk, A. Woo, S. Hollar, D. Culler, and K. Pister, "System architecture directions for network sensors," in *ASPLOS*, Cambridge, MA, November 2000.
- [3] J. A. Stankovic, T. Abdelzaher, C. Lu, L. Sha, and J. Hou, "Real-time communication and coordination in embedded sensor networks," *Proceedings of the IEEE*, vol. 91, no. 7, July 2003.
- [4] M. Horton, D. Culler, K. Pister, J. Hill, R. Szewczyk, and A. Woo, "Mica: The commercialization of microsensor motes," *Sensors Online*, vol. 19, no. 4, April 2002, <http://www.sensorsmag.com/articles/0402/index.htm>.
- [5] A. Mainwaring, J. Polastre, R. Szewczyk, and D. Culler, "Wireless sensor networks for habitat monitoring," in *First ACM International Workshop on Wireless Sensor Networks and Applications*, Atlanta, GA, September 2002.
- [6] K. Martinez, J. Hart, R. Ong, S. Brennan, A. Mielke, D. Torney, A. Maccabe, M. Maroti, G. Simon, A. Ledeczi, and J. Sztipanovitz, "Sensor network applications," *IEEE Computer*, vol. 37, no. 8, August 2004.
- [7] P. Gupta and P. R. Kumar, "The capacity of wireless networks," *IEEE Transactions on Information Theory*, vol. 46, no. 2, pp. 388–404, March 2000.
- [8] T. Abdelzaher, S. Prabh, and R. Kiran, "On real-time capacity limits of multihop wireless sensor networks," in *IEEE Real-time Systems Symposium*, Lisbon, Portugal, December 2004.
- [9] T. Abdelzaher, G. Thaker, and P. Lardieri, "A feasible region for meeting aperiodic end-to-end deadlines in resource pipelines," in *ICDCS*, Tokyo, Japan, March 2004.
- [10] T. He, B. M. Blum, J. A. Stankovic, and T. F. Abdelzaher, "Aida: Adaptive application independent data aggregation in wireless sensor networks," *ACM Transactions on Embedded Computing Systems*, (to appear) 2004.
- [11] X. Zeng, R. Bagrodia, and M. Gerla, "GloMoSim: A library for parallel simulation of large-scale wireless networks," in *Workshop on Parallel and Distributed Simulation*, 1998, pp. 154–161.